



Two-particle correlations at LHCb

Bartosz Małeckki, on behalf of the LHCb Collaboration
Institute of Nuclear Physics Polish Academy of Sciences, Krakow, Poland



XIII Workshop on Particle Correlations and Femtoscopy 2018
Kraków, 22th May 2018

Outline

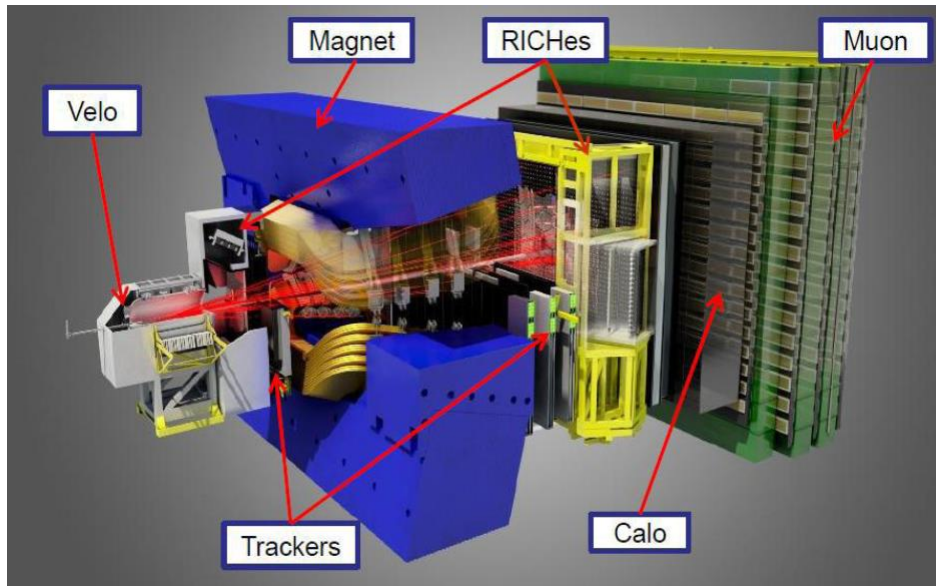


- LHCb detector
- Bose-Einstein correlations
- study of $b\bar{b}$ correlations
- summary

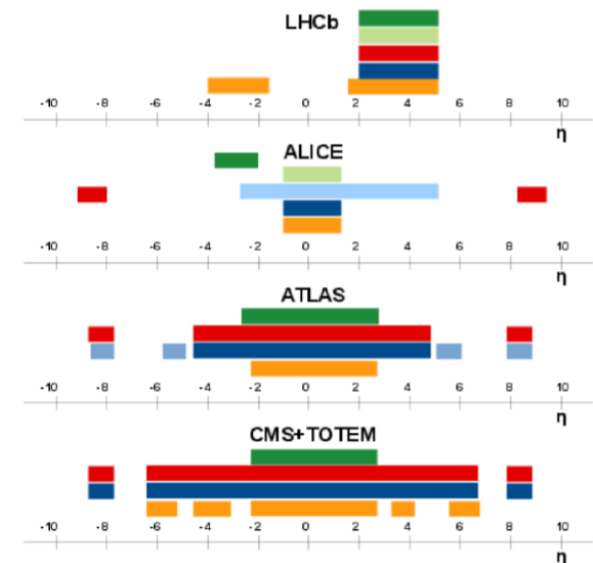
LHCb detector



- single-arm spectrometer designed mainly to study CP violation in B physics
- fully instrumented in $2 < \eta < 5$ -> can serve as a **general purpose detector**
- complementary results wrt other LHC experiments



- $\Delta p/p \sim 0.5\%-1.0\%$ between 5-200 GeV/c
- impact parameter resolution of 20 μm
- good PID separation up to 100 GeV (misID ($\pi \rightarrow K$) $\sim 5\%$)



JINST 3 (2008) S08005, IJMPA 30 (2015) 1530022

Bose-Einstein correlations

[JHEP 12 (2017) 025]

HBT interferometry in particle physics

- correlations in four-momenta (q_1, q_2) of indistinguishable particles emitted from the same source:

$$Q = \sqrt{-(q_1 - q_2)^2}$$

- due to symmetrization (Bose-Einstein correlations – BEC) or antisymmetrization (Fermi-Dirac correlations – FDC) of the total wave function
- useful **tool to probe** the spatial and temporal **structure of the hadron emission volume**
- many results on BEC from SPS, LEP, RHIC, LHC (ALICE, ATLAS, CMS)
- LHCb measurement in a unique acceptance region

Correlation function



- **correlation function** (experimentally):

$$C_2(Q) = \frac{N(Q)^{SAME}}{N(Q)^{REF}}$$

distribution for pairs of same-sign pions from same PV
[BEC effect present]

- **event-mixed reference sample** is used:

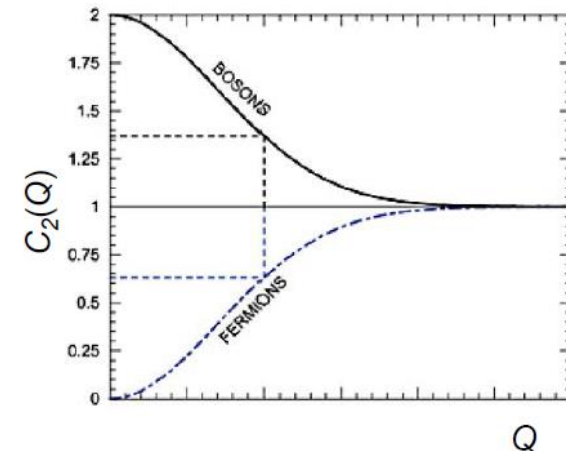
distribution for reference sample [no BEC effect]

- pairs of pions from different events from PVs with same VELO track multiplicity
- other correlations also removed -> construct **double ratio** (next slide)

- in this analysis - **Levy parametrization** + long-range correlations:

$$C_2(Q) = N(1 \pm \lambda e^{-RQ}) * (1 + \delta Q)$$

R – radius of a spherical static source
 λ – chaoticity parameter
(0 – coherent source, 1 – chaotic emission)
 N – normalization factor
 δ – long-range correlations



Double ratio



- **double ratio** $r_d(Q)$ – an improved correlation function:

$$r_d(Q) = \frac{C_2(Q)^{DATA}}{C_2(Q)^{MC}}$$

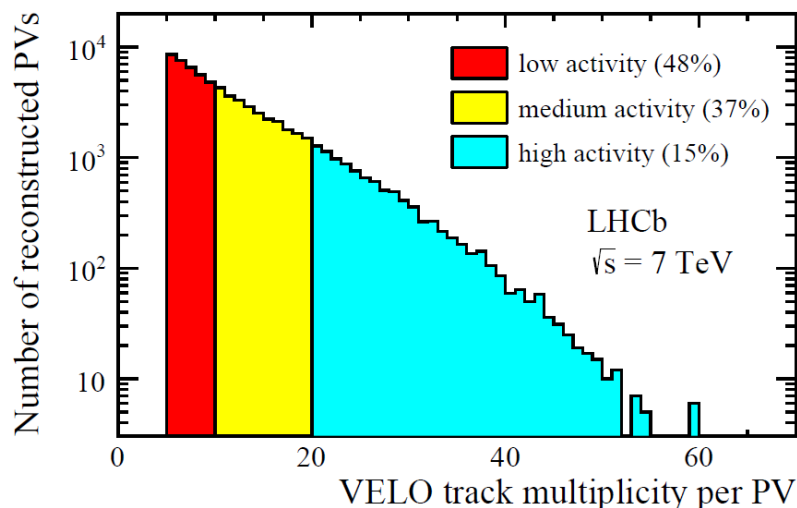
BEC effect not simulated in MC

- MC correlation function contains **similar pattern of distortions** as correlation function for data, therefore constructing double ratio:
 - reduces possible imperfections of the reference sample
 - eliminates second order effects to large extent
 - corrects for long-range correlations (if properly simulated)
- Coulomb effect is not simulated in MC – corrected by applying **Gamov penetration factor** $G_2(Q)$ to the Q distribution for signal pairs in data:

$$G_2(Q) = \frac{2\pi\zeta}{e^{2\pi\zeta}-1}, \text{ where } \zeta = \pm \frac{\alpha m}{Q}$$

Event multiplicity bins

- BEC parameters depend on total multiplicity of an event
- **VELO track multiplicity (N_{ch})** is a good probe of that quantity
- PVs are split into 3 multiplicity bins based on N_{ch}
- **activity classes** are defined as fractions of N_{ch} distribution (relative way):
 - independent of specific experiment features (e.g. efficiency, acceptance)
- **unfolding of N_{ch}** was also performed, which allows for comparison between experiments after taking into account different η acceptances (model-dependent)



JHEP 12 (2017) 025

VELO N_{ch}	activity class	unfolded N_{ch}
5-10	(52-100)%	8-18
11-20	(15-52)%	19-35
21-60	(0-15)%	36-96

track multiplicities unfolded
using PYTHIA 8 (in $2 < \eta < 5$)

Results (I)

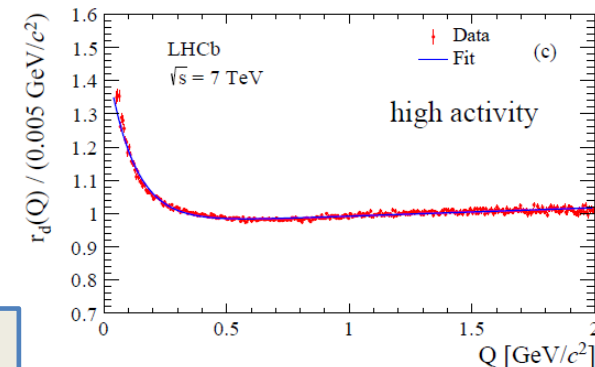
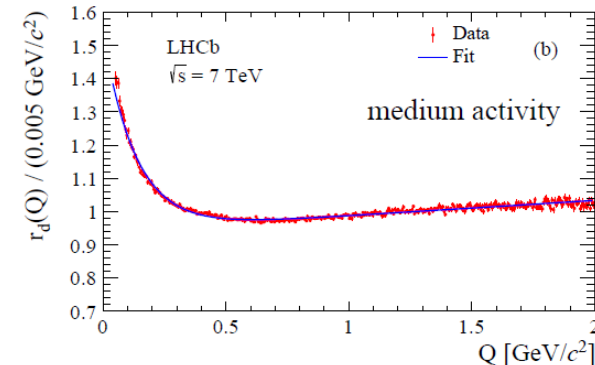
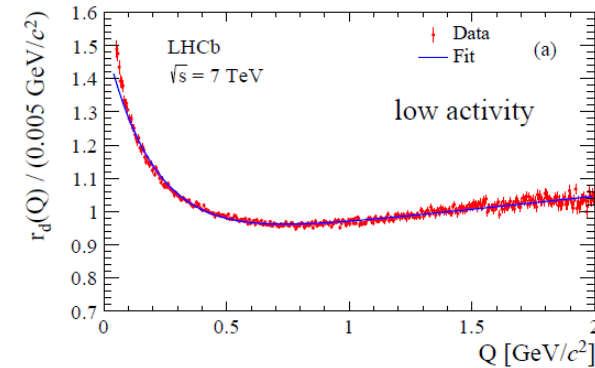


- fits to double ratio with Levy parametrization:

$$C_2(Q) = N(1 \pm \lambda e^{-RQ}) * (1 + \delta Q)$$

- clear **enhancement due to BEC** effect observed in $Q \rightarrow 0$

Activity class	R [fm]	λ
low	$1.01 \pm 0.01 \pm 0.10$	$0.72 \pm 0.01 \pm 05$
medium	$1.48 \pm 0.02 \pm 0.17$	$0.63 \pm 0.01 \pm 0.05$
high	$1.80 \pm 0.03 \pm 0.16$	$0.57 \pm 0.01 \pm 0.03$



Systematic uncertainty (~10%) dominated by generator tunings and pile-up effects.

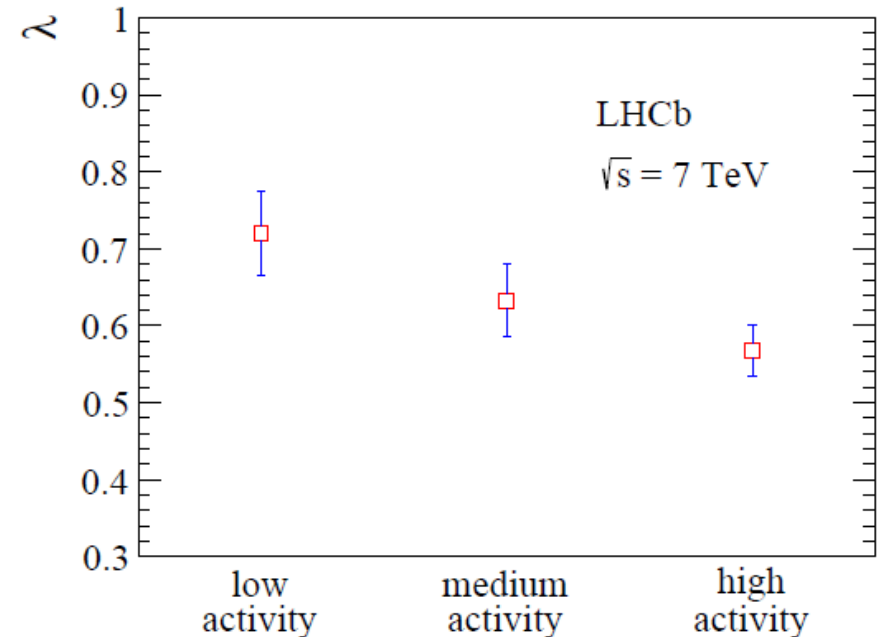
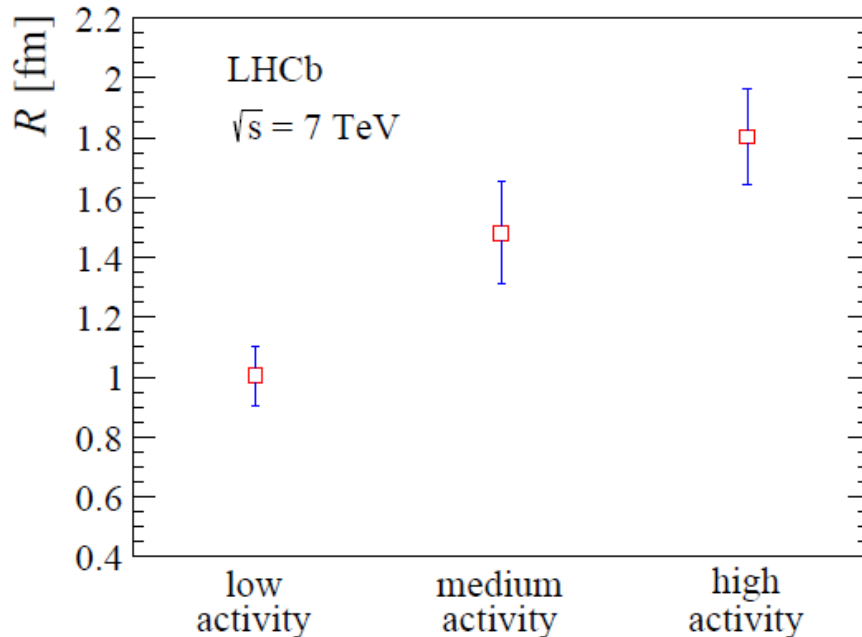
JHEP 12 (2017) 025

Results (II)

Results show a trend compatible with previous observations at LEP and other LHC experiments:

- **source size increases with activity**
- **λ decreases with growing activity**

JHEP 12 (2017) 025



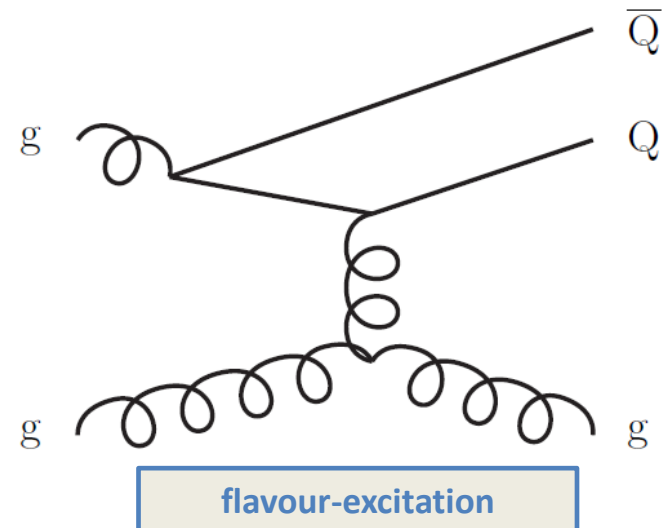
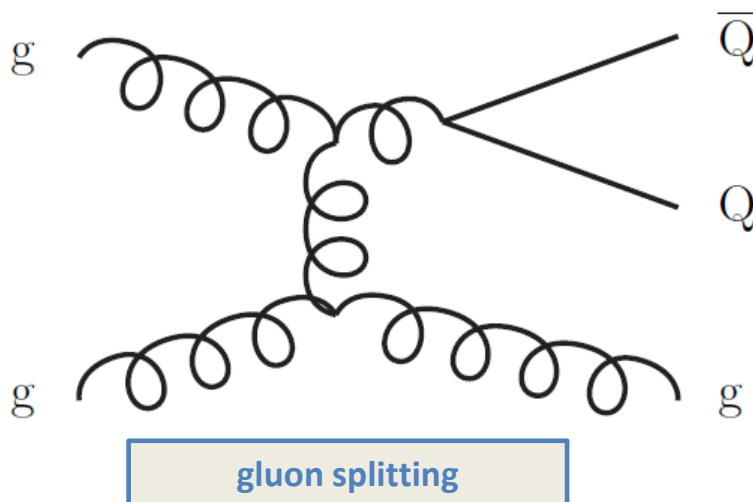
R and λ parameters measured **in the forward region seem to be slightly lower** than results for central rapidity obtained by ATLAS (see backup)

Study of $b\bar{b}$ correlations

[JHEP 11 (2017) 030]

Motivation

- heavy-flavour production - important tests of QCD
- inclusive single-heavy-flavour production - limited sensitivity to higher-order QCD corrections (e.g. gluon splitting, flavour-excitation)
- those contributions can be studied in correlations between heavy quark and antiquark
- correlation measurements for $b\bar{b}$ were done at SPS, Tevatron and LHC
- LHCb – unique acceptance coverage + detector dedicated for B physics



Analysis method

- beauty hadrons from inclusive decays into J/ψ :

$$b \rightarrow J/\psi X, \quad \text{where } J/\psi \rightarrow \mu^+ \mu^-$$

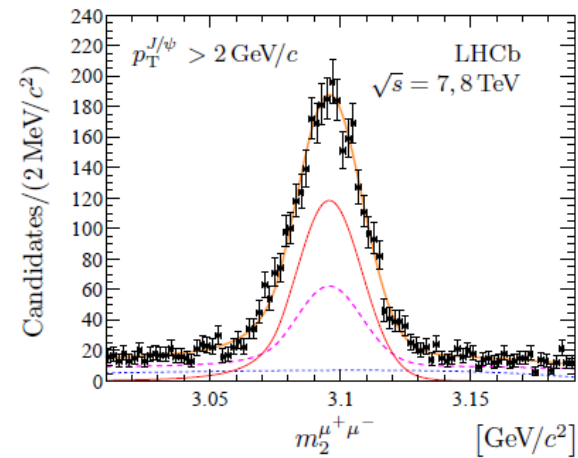
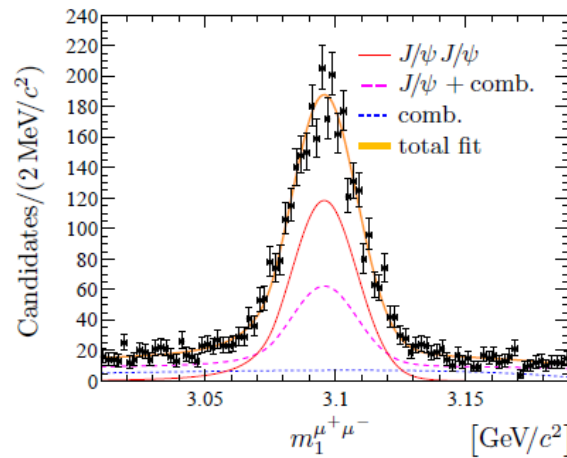
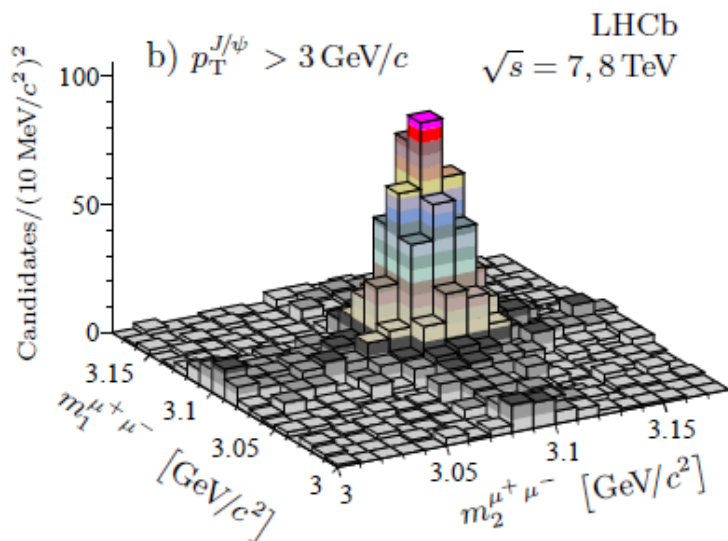
- signal yield** determined from a fit to the 2D mass distribution of $\mu^+ \mu^-$ pairs:

$$f(m_1, m_2) = N_{SS} * S(m_1)S(m_2) + \frac{N_{SB}}{2} * (S(m_1)B'(m_2) + B'(m_1) S(m_2)) + N_{BB} * B''(m_1, m_2)$$

signal term
($J/\psi + J/\psi$)

J/ψ + combinatorial background

pure combinatorial background



JHEP 11 (2017) 030

Normalized differential cross-sections

- for a number of kinematic variables, **normalized differential cross-sections** are presented, defined here in a generic way:

$$\frac{1}{\sigma} \frac{d\sigma}{dv} \equiv \frac{1}{N^{cor}} \frac{\Delta N_i^{cor}}{\Delta v_i}$$

N^{cor} - total number of efficiency-corrected signal candidates
 ΔN_i^{cor} - number of efficiency-corrected signal candidates in bin i of width Δv_i

- kinematic variables** are defined below:
 - $|\Delta\Phi^*|$ - difference in azimuthal angle of 2 beauty hadrons**
 - $|\Delta\eta^*|$ - difference in pseudorapidity of 2 beauty hadrons**
 - $A_T \equiv (p_T^{J/\psi_1} - p_T^{J/\psi_2}) / (p_T^{J/\psi_1} + p_T^{J/\psi_2})$ – asymmetry between p_T of J/ψ mesons
 - $m^{J/\psi J/\psi}$, $p_T^{J/\psi J/\psi}$, $y^{J/\psi J/\psi}$ - mass, p_T and rapidity of the J/ψ pair

Systematic uncertainty is much smaller than the statistic one and can be neglected (most of systematic sources cancel out in the $\Delta N_i^{cor} / N^{cor}$ ratio).

**) both Φ^* , η^* are estimated from the direction of the vector between PV to the J/ψ decay vertex

Results



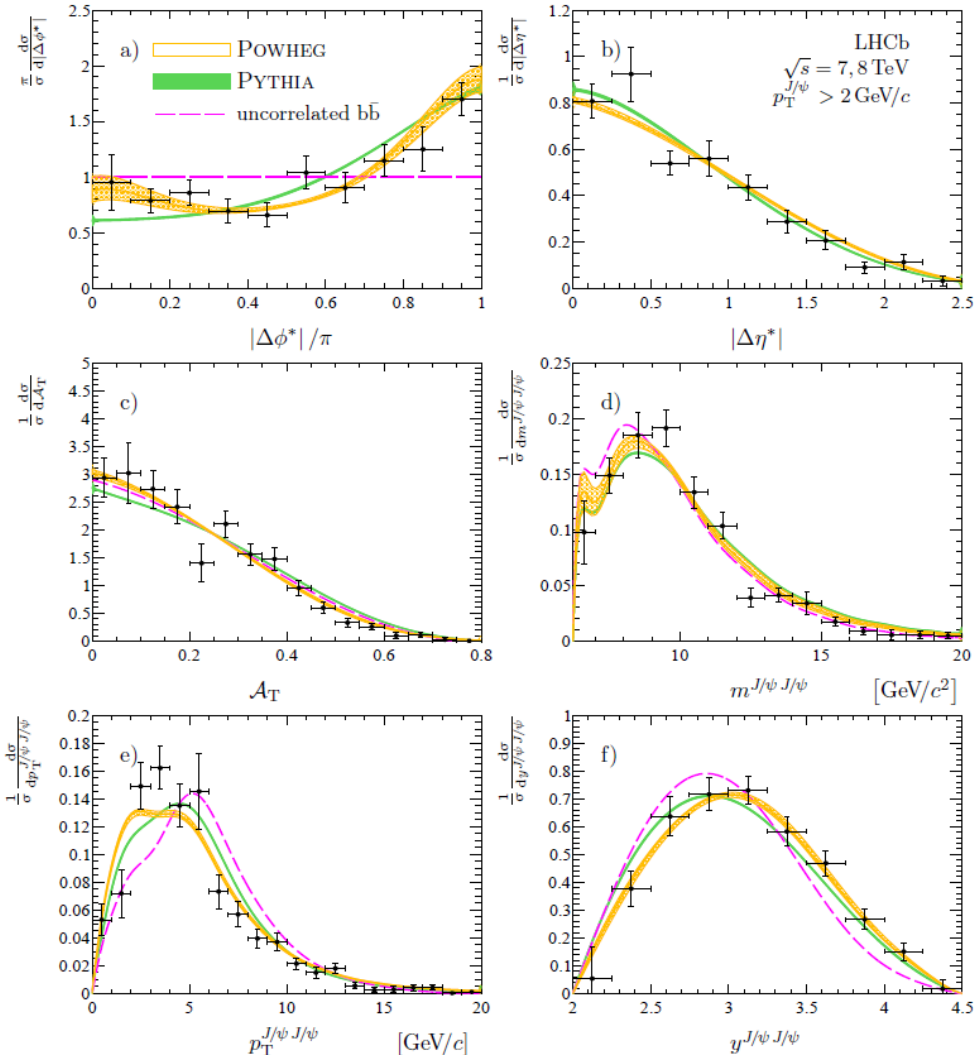
$p_T^{J/\psi} > 2 \text{ GeV}/c$

- distributions are compared with expectations from **PYTHIA (@LO)** and **POWHEG (@NLO)**, as well as an artificial data-driven model of uncorrelated $b\bar{b}$ production

- both PYTHIA and POWHEG well describe the data – **small NLO effects compared to the experimental precision**

- small contribution from gluon splitting at low $|\Delta\Phi^*|$ (otherwise than for $c\bar{c}$) -> expected, since it is suppressed due to a large mass of beauty quark

JHEP 11 (2017) 030



Bose-Einstein correlations studied for same-sign pions at 7 TeV

- first measurement in the forward region $2 < \eta < 5$
- observed trends compatible with previous results and predictions
- BEC parameters in the forward region slightly lower wrt central rapidities
- this study shows the LHCb potential in BEC analyses

BEC analysis for p-Pb collisions ongoing

Kinematic correlations for $b\bar{b}$ pairs from p-p collisions at 7 and 8 TeV

- observed correlations agree with both PYTHIA (@LO) and POWHEG (@NLO), suggesting that the NLO effects in $b\bar{b}$ production are small compared to the experimental precision
- however, discriminating theory predictions is not possible with the present data - future measurements with larger samples needed

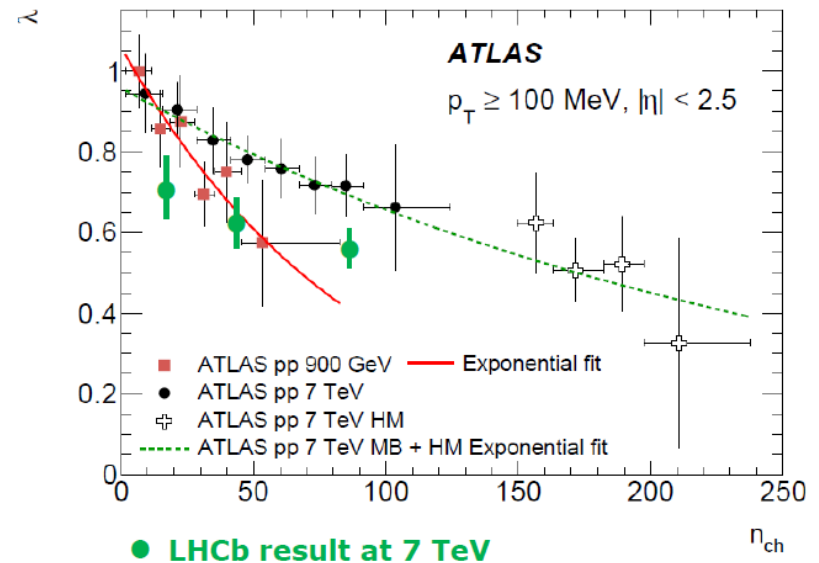
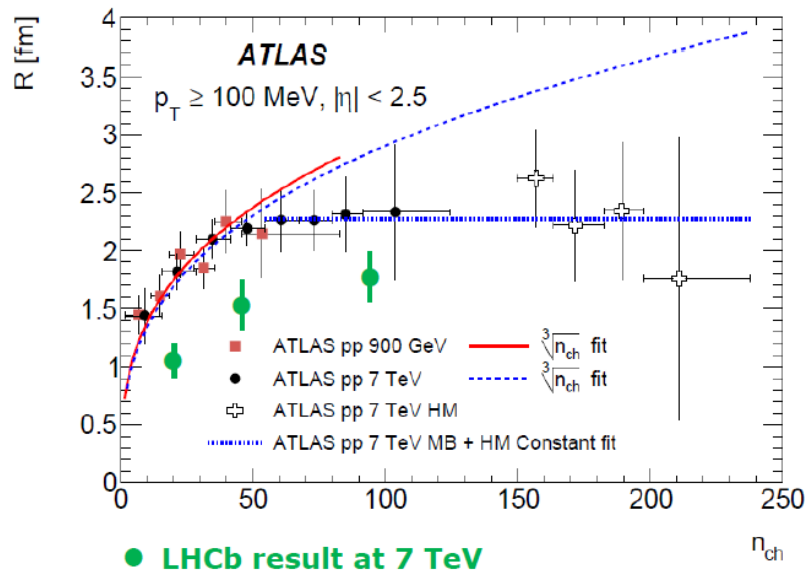
**Thank you for
your attention**

BACKUP SLIDES

BEC – results

Correspondence of unfolded N_{ch} bins between ATLAS ($|\eta| < 2.5$, $p_T > 0.1$ GeV/c) and LHCb ($2 < \eta < 5$) acceptances at 7 TeV found using PYTHIA 8:

- **R and λ parameters measured in the forward region are slightly lower** than results for central rapidity obtained by ATLAS
- need to measure the BEC parameters using a full 3D analysis to perform a more detailed comparison



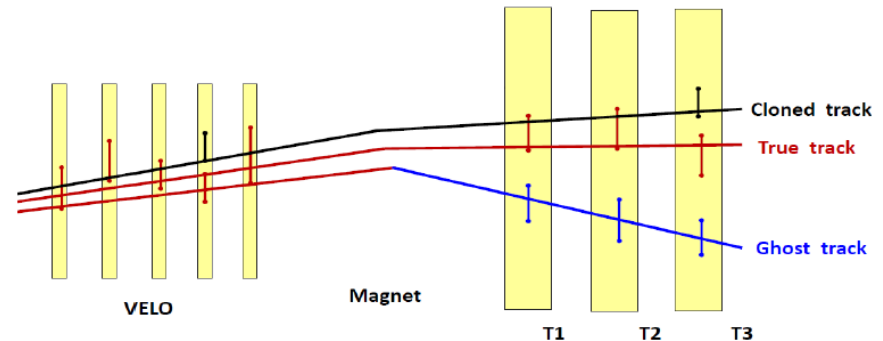
ATLAS: [Eur. Phys. J. C75 \(2015\) 466](#)
LHCb: [JHEP 12 \(2017\) 025](#)

BEC - track selection

- relatively loose selection of pions

Long track traversing whole detector

- loose particle identification cuts on pions
- $2 < \eta < 5$
- good track quality ($\chi^2/ndf < 2$)
- $p > 2 \text{ GeV}/c$
- $p_T > 0.1 \text{ GeV}/c$
- $IP < 0.4 \text{ mm}$
- cut on probability to be a ghost track



- correlation function is not sensitive to single track efficiency, but can be sensitive to two-track effects such as cloned or ghost tracks*
- ghosts/clones not perfectly simulated -> cannot be fully corrected by DR
- if tracks share all same VELO hits -> keep one with best χ^2 - effect from clones/ghosts under control for $Q > 0.05 \text{ GeV}/c^2$
- clones also suppressed by removing tracks with small tracks slope differences
- effects from ghosts present both in same-sign pairs and unlike-sign pairs – controlled by looking at DR for unlike-sign pairs (no BEC effect)

* clones – fake tracks reconstructed from hits originating mainly from a single particle
ghosts – fake tracks reconstructed from hits deposited by multiple particles

BEC - systematics

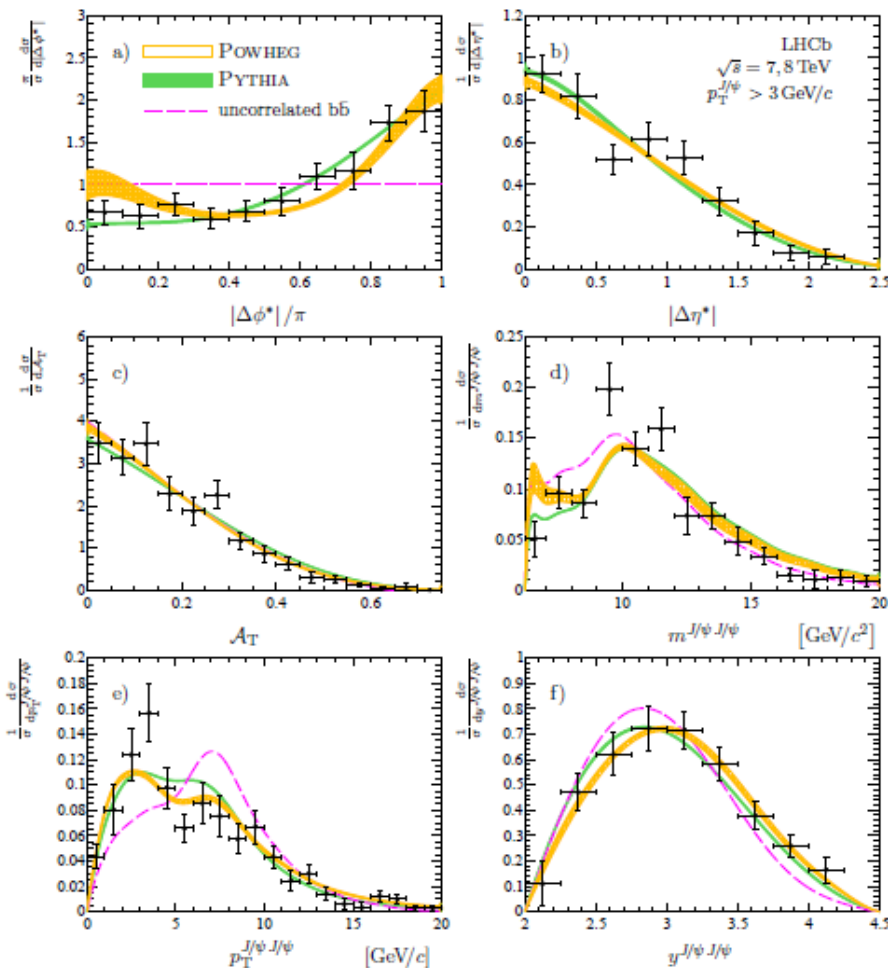
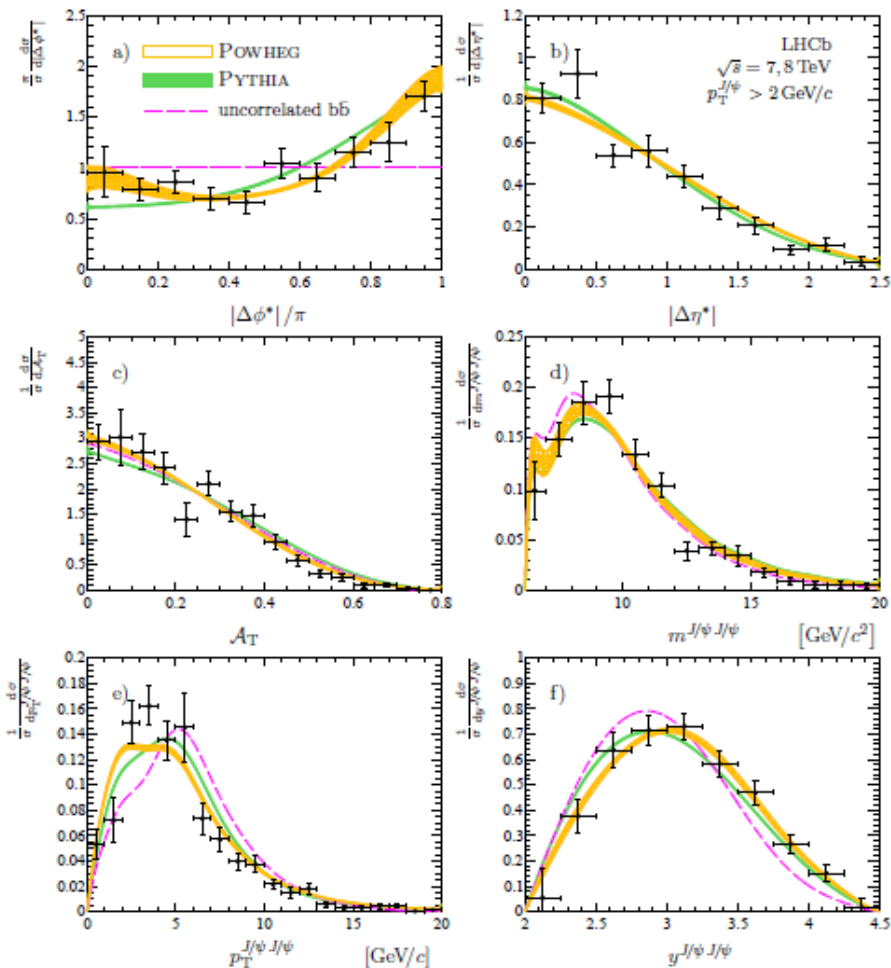


Source	Low activity		Medium activity		High activity	
	ΔR [%]	$\Delta\lambda$ [%]	ΔR [%]	$\Delta\lambda$ [%]	ΔR [%]	$\Delta\lambda$ [%]
Generator tunings	6.6	4.3	8.9	3.5	6.5	1.5
PV multiplicity	5.9	5.8	6.1	4.5	3.9	4.3
PV reconstruction	1.8	0.1	1.4	1.2	0.1	<0.1
Fake tracks	0.4	1.1	1.7	3.9	1.1	0.8
PID calibration	1.3	0.3	0.8	0.6	2.7	0.9
Requirement on pion PID	2.9	1.8	1.6	0.1	1.3	0.1
Fit range at low- Q	1.2	1.0	1.2	1.5	1.8	2.7
Fit range at high- Q	1.8	0.1	2.1	0.8	2.4	1.4
Total	9.8	7.6	11.4	7.3	8.8	5.6

$b\bar{b}$ - results (I)

$p_T^{J/\psi} > 2 \text{ GeV}/c$

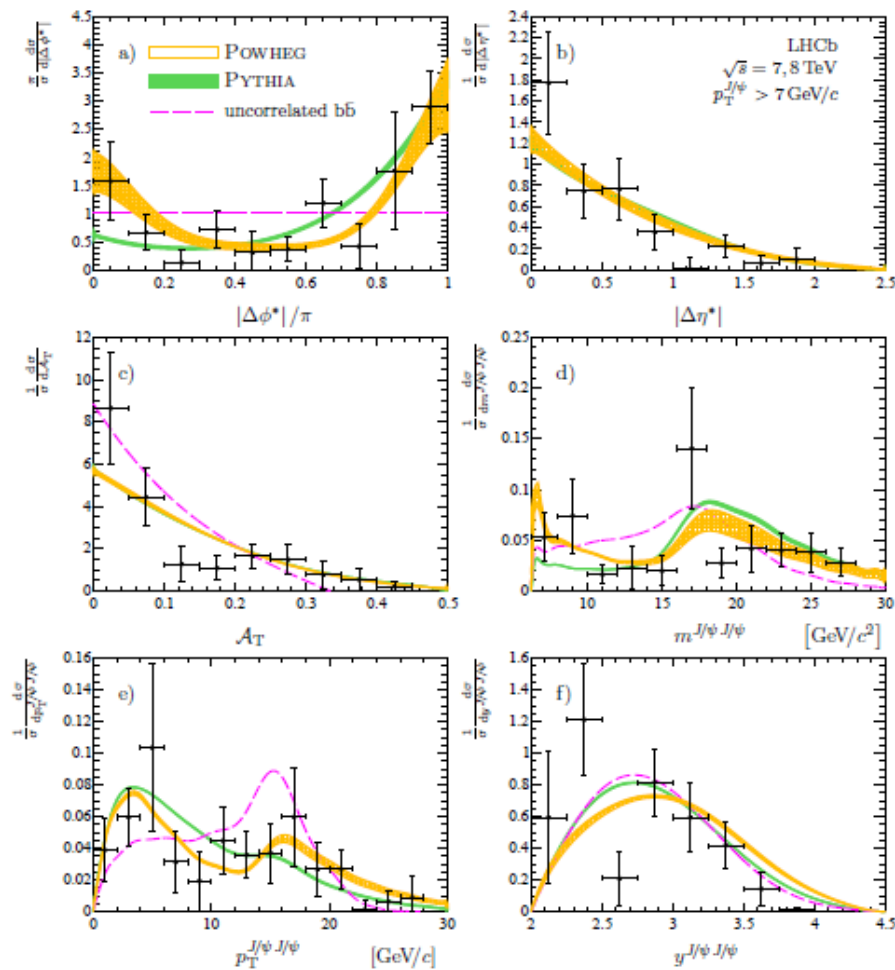
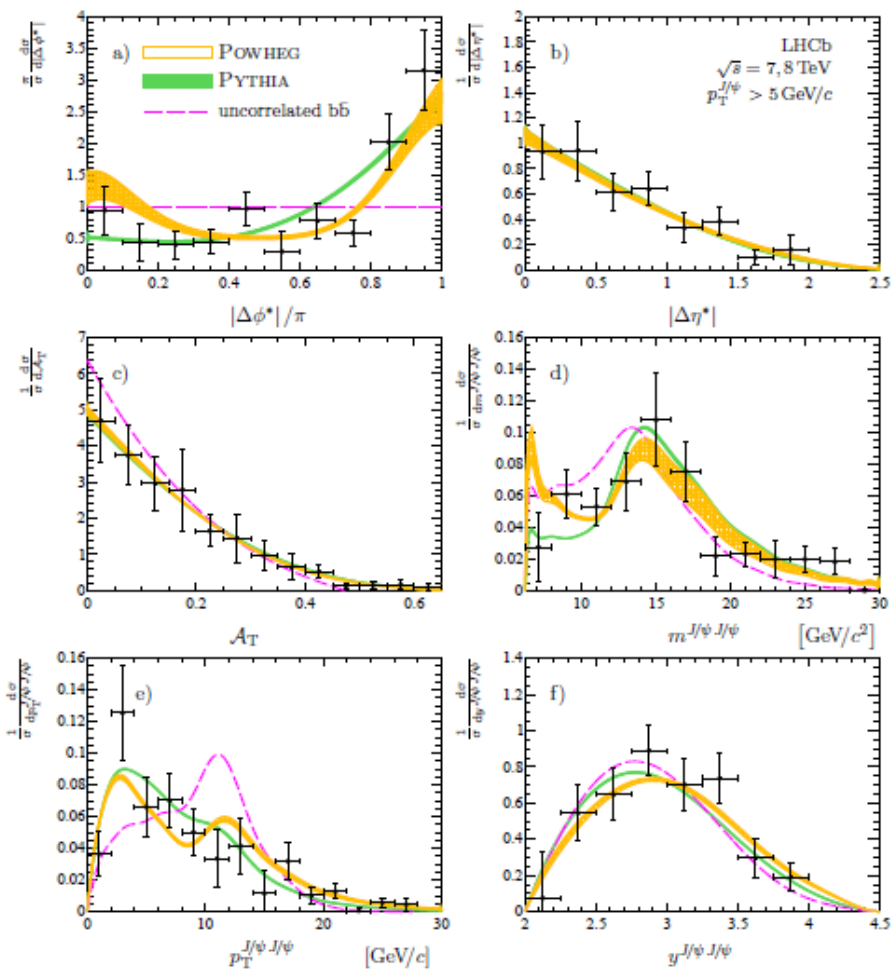
$p_T^{J/\psi} > 3 \text{ GeV}/c$



$b\bar{b}$ - results (II)

$p_T^{J/\psi} > 5 \text{ GeV}/c$

$p_T^{J/\psi} > 7 \text{ GeV}/c$



$b\bar{b}$ - systematics



Source	Uncertainty [%]
Signal determination	< 1.0
Muon identification	0.4
Track reconstruction	1.7
Trigger	1.2
Simulated sample size	< 0.1